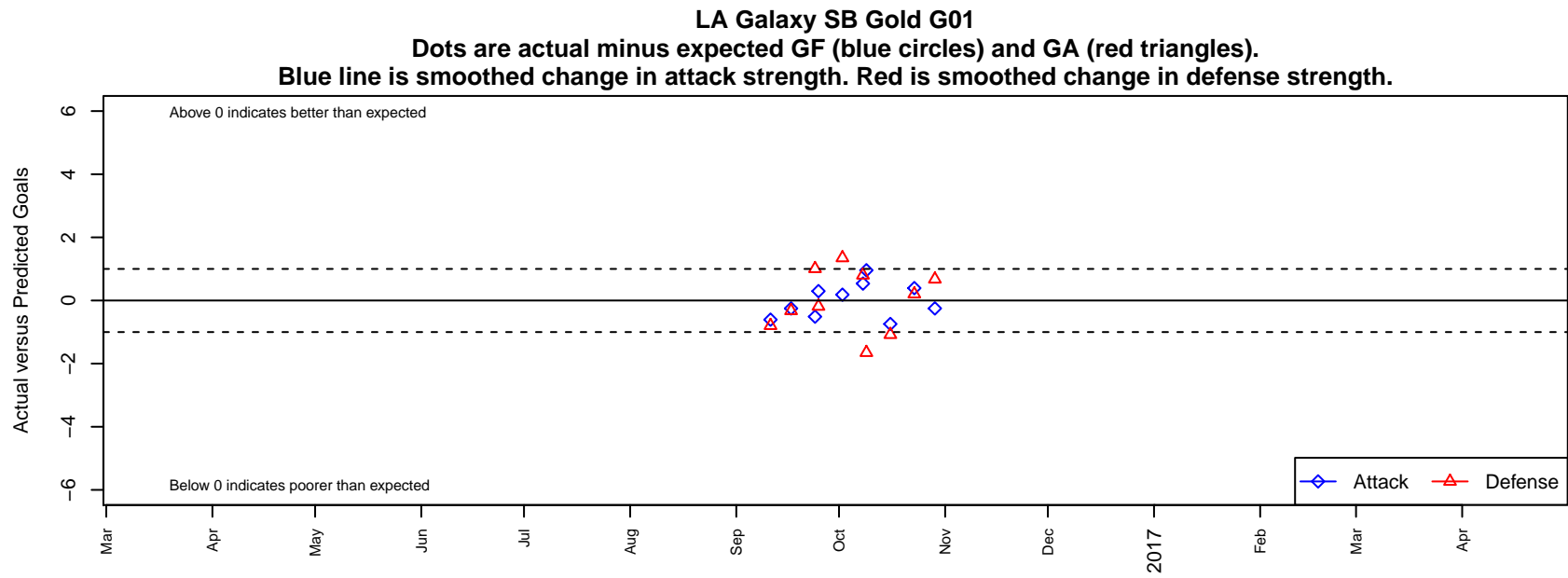


# LA Galaxy SB Gold G01

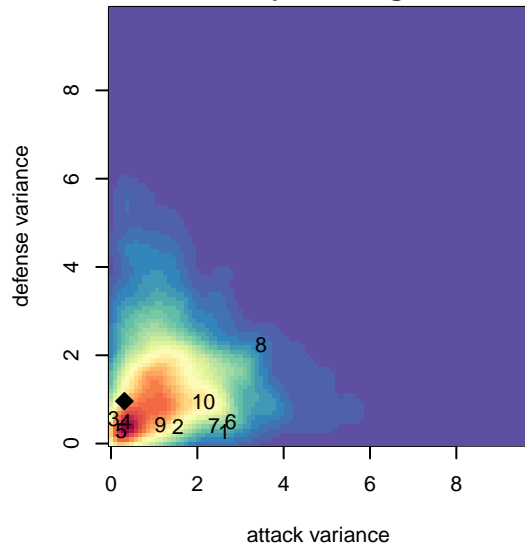
alt names used:

Venues played:  
2016 SCDL FI1 U16

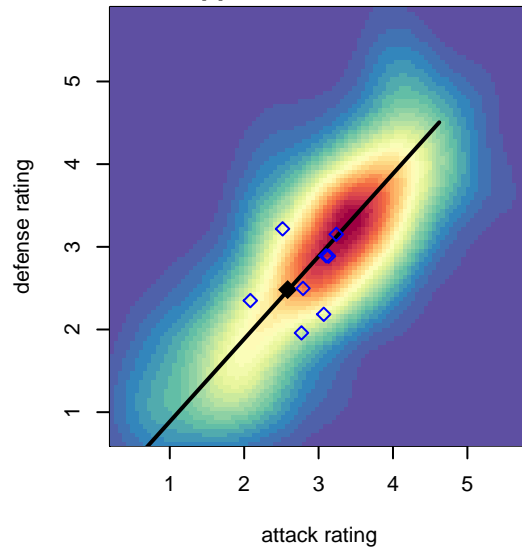
, CAS  
G01 total strength=1531  
attack=13.25 defense=11.97  
fall league = SCDL FI1 U16



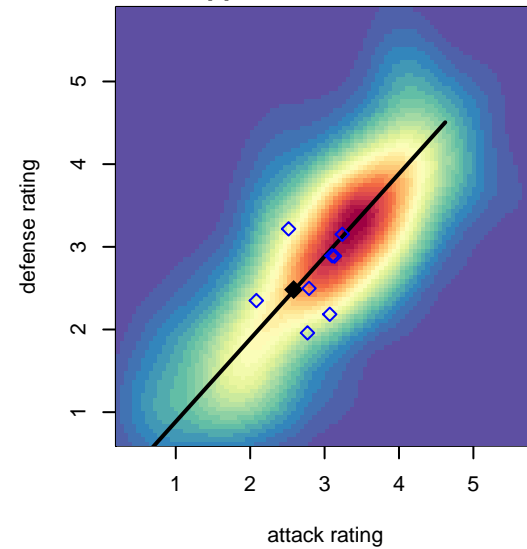
**attack and defense variance (black dot)  
relative to other teams  
and top 10 in region**



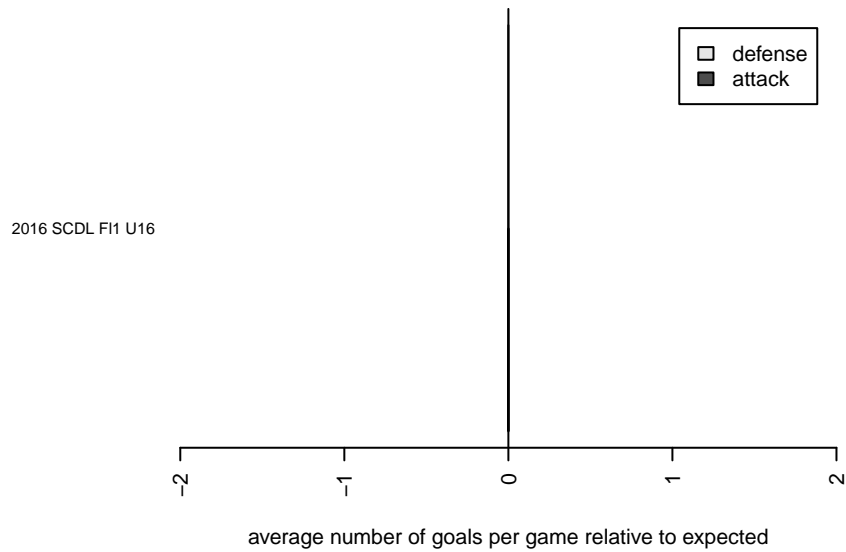
**attack and defense rating  
relative to others at age  
and all opponents in last 13 months**



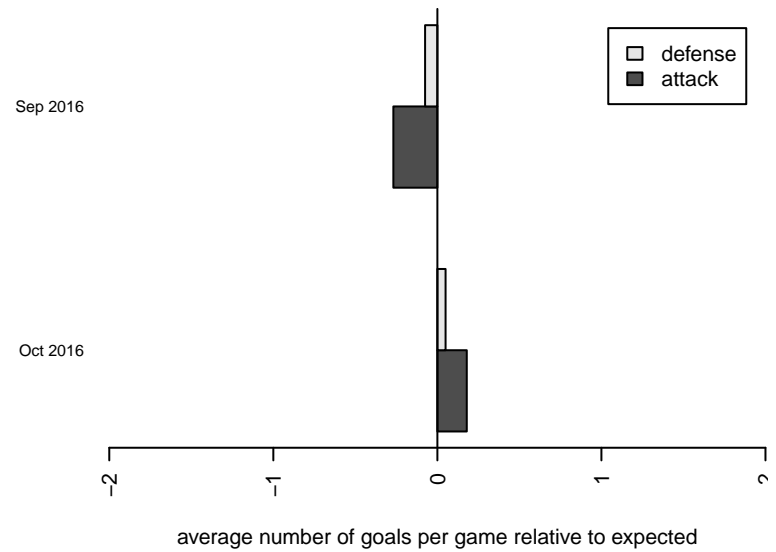
**attack and defense rating  
relative to others at age  
and all opponents in last 13 months**



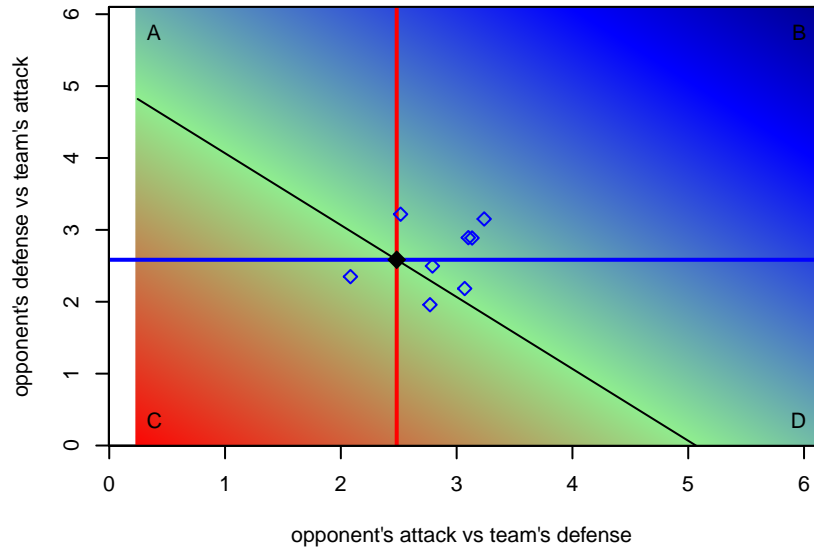
**Performance relative to 13 month average**



**Performance relative to 13 month average**



Distribution of opponents  
 Red = Lose zone, Blue = Win zone, Green = Even  
 Black line separates win/lose zones



lot. A=Neither has attack advantage, B=Opponent has both attack and defense advantage, C=Opponent has both attack and defense disadvantage, D=Both have

<b>date</b>	<b>home</b>		<b>away</b>		<b>venue</b>	<b>pred.home</b>	<b>pred.away</b>
2016-10-29	LA Galaxy SB Gold G01	1	CDA Slammers FC Cerritos G01	0	2016 SCDL F11 U16	1.25	0.67
2016-10-23	LA Galaxy SB Gold G01	1	CDA Slammers SC HB Academy G01	2	2016 SCDL F11 U16	0.61	2.20
2016-10-16	LA Galaxy SB Gold G01	0	Legends FC West G01	3	2016 SCDL F11 U16	0.74	1.92
2016-10-09	Strikers FC South Bay Black G01	3	LA Galaxy SB Gold G01	2	2016 SCDL F11 U16	1.35	1.04
2016-10-08	Beach FC -Unk G01	1	LA Galaxy SB Gold G01	2	2016 SCDL F11 U16	1.80	1.46
2016-10-02	CDA Slammers FC HB Nichols G01	0	LA Galaxy SB Gold G01	2	2016 SCDL F11 U16	1.35	1.82
2016-09-25	LA Galaxy SB Gold G01	1	Beach FC Kaufman G01	2	2016 SCDL F11 U16	0.70	1.81
2016-09-24	LA Galaxy SB Gold G01	0	Pateadores Long Beach Blue G01	0	2016 SCDL F11 U16	0.51	1.01
2016-09-17	CDA Slammers FC Cerritos G01	1	LA Galaxy SB Gold G01	1	2016 SCDL F11 U16	0.67	1.25
2016-09-11	CDA Slammers SC HB Academy G01	3	LA Galaxy SB Gold G01	0	2016 SCDL F11 U16	2.20	0.61